



中国认可
国际互认
环境信息
ENVIRONMENTAL INFORMATION
CNAS VV009-EI

Zhongtian Radio Frequency Cable Co., Ltd.

Organizational GHG Verification Report

Client: Zhongtian Radio Frequency Cable Co., Ltd.

Name of Verification Body: TÜV SÜD Certification and
(China) Co., Ltd.



Address of Verification Body: 5F, Communication Building, 163
Pingyun Rd, Huangpu Ave. West, Guangzhou 510656 P.R. China

Report No.: 704102501319 Rev.01

Date of issue: 2025-08-21

Table of Contents

1.	Summary	5
2.	Verification process	6
2.1.	Contents confirmed before verification	6
2.2.	Verification arrangement.....	8
2.3.	Document Review.....	9
2.4.	Site vi	10
3.	Verific	11
3.1.	Asses	11
3.2.	Assessment of GHG data and information.....	13
3.3.	Assessment of changes from prior period	109
4.	References	110



Verification summary

Client	Zhongtian Radio Frequency Cable Co., Ltd.
Responsible Party.....	Zhongtian Radio Frequency Cable Co., Ltd.
Address of responsible party.....	No 105 Qixin Road, Economic & Technological Development Zone, Nantong, Jiangsu Province, PEOPLE'S REPUBLIC OF CHINA 226010
Reporting period	2024-01-01~2024-12-31
Project started date.....	2025-02-17
Declaration of Responsible party	Claim Content: The total GHG emissions of Zhongtian Radio Frequency Cable Co., Ltd. at the organizational level in 2024-01-01~2024-12-31 in organizational boundary and reporting boundary are 499211.0385 tCO _{2e} . Claim Date: 2025-01-14
Verification standard	<input checked="" type="checkbox"/> ISO 14064-1:2018 Greenhouse gases – Part 1: Specification with guidance at the organization level for quantification and reporting of quantification with gas
Implementation	
.....ic & Province,
Organizational boundaries	PEOPLE'S REPUBLIC OF CHINA, No 1 Qixin Road, Hekou Town, Rudong, Nantong, Jiangsu Province, PEOPLE'S REPUBLIC OF CHINA, Second Floor of Office Building 3, Zhongtian Industrial Park, Hekou Town, Rudong, Nantong, Jiangsu Province, PEOPLE'S REPUBLIC OF CHINA
Consolidation approach:	<input type="checkbox"/> Financial control <input checked="" type="checkbox"/> Operational control <input type="checkbox"/> Equity share
Level of assurance.....	<input checked="" type="checkbox"/> Reasonable <input type="checkbox"/> Limited
Material discrepancy.....	Within 5% of total emissions across organizational boundaries
Related Industrial Category	A02 General Manufacturing (A2.6 Computer, communications and other electronic equipment manufacturing)
Reporting boundary	<input checked="" type="checkbox"/> Category 1: direct GHG emissions and removals <input checked="" type="checkbox"/> Category 2: indirect GHG emissions from imported energy <input checked="" type="checkbox"/> Category 3: indirect GHG emissions from transportation



	<input checked="" type="checkbox"/> Category 4: indirect GHG emissions from products used by organization <input checked="" type="checkbox"/> Category 5: indirect GHG emissions associated with the use of products from the organization <input checked="" type="checkbox"/> Category 6: indirect GHG emissions from other sources
GHG groups..... :	Including CO ₂ , CH ₄ , N ₂ O, HFCs, PFCs, SF ₆ , NF ₃ seven types of greenhouse gases
GHG sources and sinks. :	The facilities of the organization contributing to GHG emissions within the reporting boundaries
Base year..... :	2024-01-01 to 2024-12-31
Verification conclusion..... :	In accordance with ISO 14064-3:2019, the claim submitted by the responsible party was verified. It was verified that the organization's boundaries meet the defined data and no major discrepancy.
Verification objectives and types..... :	
Verification team member..... :	<i>Tony Sun</i>
Leader of verification team..... :	Johay Wang
Other personnel (observers, interns/trainees, external assessors, etc.)..... :	Observers: / Interns / trainees: / External auditors: /

1. Summary

Background

TÜV SÜD Certification and Testing (China) Co., Ltd. Guangzhou Branch (hereinafter referred to as TÜV SÜD) was commissioned by Zhongtian Radio Frequency Cable Co., Ltd. to verify GHG emission. Between 2025-02-17~2025-05-12, TÜV SÜD auditor Johny Wang and Tony Sun conducted the carbon verification activities of the responsible party to evaluate the conformity of GHG related verification specification for the organization, including the principles and requirements of the standards or GHG scheme that applied to the verification Category.

Verification conclusion

After verification, TÜV SÜD Certification and Testing (China) Co., Ltd. reached conclusions as below:

- 1) The Organization's GHG emissions verification verifies claims made by responsible party in accordance with standard ISO 14064-3:2019.
- 2) GHG-related activity, GHG claim, responsible party and criteria used to compile and assess the GHG claim are in accordance with ISO 14064-3:2019.





our commitment to the society and employees' health, safety and environment, and adhere to the resource-saving and environment-friendly road.	
Responsible Party Greenhouse Gas Claim (Self-declaration)	
The total GHG emissions of Zhongtian Radio Frequency Cable Co., Ltd. at the organizational level in 2024-01-01~2024-12-31 in organizational boundary and reporting boundary are 499211.0385 tCO _{2e} .	
Level of assurance	
<input checked="" type="checkbox"/> Reasonable assurance <input type="checkbox"/> Limited assurance	
Verification purpose	
<input checked="" type="checkbox"/> Verify the accuracy and conformity claimed by the responsible party according to the verification criteria. <input checked="" type="checkbox"/> Provide independent evaluation of relevant information through objective evidence, including whether the information in GHG reporting meets the principles of relevance, completeness, consistency, accuracy, and transparency; Whether there are material errors and omissions in the reported data results; Whether the level of assurance provided is met. <input type="checkbox"/> Others:	
Verification Standard	
<input checked="" type="checkbox"/> ISO 14064-1:2018 <i>Greenhouse gases — Part 1: Specification with guidance at the organization level for quantification and reporting of greenhouse gas emissions and removals.</i> <input checked="" type="checkbox"/> ISO 14064-3:2019 <i>Greenhouse gases — Part 3: Specification with guidance for the verification and validation of greenhouse gas statements.</i>	
Verification Category	
Organizational boundary	100% equity share Subsidiaries within the
Operation Site	Zhongtian Radio Frequency Cable Co., Ltd. No. 105 Qixin Road, Economic & Technological Development Zone, Nantong, Jiangsu Province, PEOPLE'S REPUBLIC OF CHINA
Covered by	No. 1 Hianchi Road, Hekou Town, Rudong, Nantong, Jiangsu Province, PEOPLE'S REPUBLIC OF CHINA
Verification activities:	PEOPLE'S REPUBLIC OF CHINA
	Second Floor of Optical Cable Office, Optical Cable Factory, Zhongtian Second Floor of Office Building 3, Zhongtian Industrial Park, Hekou Town, Rudong, Nantong, Jiangsu Province, PEOPLE'S REPUBLIC OF CHINA
Reporting Boundary	<input checked="" type="checkbox"/> Category 1: direct GHG emissions and removals <input checked="" type="checkbox"/> Category 2: indirect GHG emissions from imported energy <input checked="" type="checkbox"/> Category 3: indirect GHG emissions from transportation <input checked="" type="checkbox"/> Category 4: indirect GHG emissions from products used by organization <input checked="" type="checkbox"/> Category 5: indirect GHG emissions associated with the use of products from the organization <input checked="" type="checkbox"/> Category 6: indirect GHG emissions from other sources



Quantified emission source attributes	<input checked="" type="checkbox"/> Non-biogenic GHG emissions and removals <input checked="" type="checkbox"/> Anthropogenic biogenic CO ₂ emissions and removals <input checked="" type="checkbox"/> Anthropogenic biogenic emissions and removals of other GHGs <input type="checkbox"/> Non-anthropogenic biogenic GHG emissions and removals
Facilities, physical infrastructure, activities, technologies, and processes	Manufacture and sale of RF coaxial cables, leaky coaxial cables, symmetrical communication cables, signal cables, control cables, high-temperature coaxial cables, high-temperature wires & cables, hybrid fiber-optical cables (composite cables), flexible waveguide feeders (flexible waveguide lines), flexible waveguide leaky cables (flexible waveguide leaky lines), communication network cable, connectors, jumper assemblies, harness assemblies, lightning arresters, feeder clamps and matching accessories.
GHG SSRs	All the facilities of the responsible party contributing to GHG emissions within the reporting boundary
Types of GHGs	<input checked="" type="checkbox"/> CO ₂ <input checked="" type="checkbox"/> CH ₄ <input checked="" type="checkbox"/> N ₂ O <input checked="" type="checkbox"/> HFCs <input checked="" type="checkbox"/> PFCs <input checked="" type="checkbox"/> SF ₆ <input checked="" type="checkbox"/>
Time Boundary	
Materiality thresholds	
The numerical error of the GHG claim is within 5%, and the deviation of the GHG claim does not affect its reliability and the decision of the intended user based on the claim.	

2.2. Verification

Verification team	
Name	Role
Johny Wang	Team leader
Tony Sun	Team member
Observers: /	Other personnel (observers, interns/trainees, external assessors, etc.)
Interns / trainees: /	
External auditors: /	
Verification schedule	
Date	Work content
2025-03-10~2025-03-11	Documents review
2025-04-07~2025-04-08	Site visit
2025-08-20	Verification report writing
2025-08-21	Issue of verification report

are collected for verification, and 92.86% of cross-check data sources are sampled. In summary, the verification results can meet the requirements of assurance level and materiality threshold.

Evidence-gathering

The verification team identified the risks of verification activities in advance through the following methods:





2025-04-07~2025-04-08	<ul style="list-style-type: none"> - Inspect whether the main energy consumption equipment and facilities and energy measurement system of the enterprise meet the requirement of GHG quantification
2025-04-07~2025-04-08	<ul style="list-style-type: none"> - Collation of data sources, metrological verification, and cross check evidence - Internal evaluation and review of GHG quantification methods - Record and save of GHG documents
2025-04-07~2025-04-08	<ul style="list-style-type: none"> - Verification standard - GHG emission boundary - GHG control procedures of the verified party - Contents of GHG inventory report - Determine the conformity of calculation method and emission factor <p>claim of enterprise</p>

3. Verification

3.1. Assessment

Assessment of GHG information system and its control
<p>The energy consumption data statistics and settlement meet the requirements. The verification team cross-checked the energy activity level data provided by the enterprise was accurate and reliable.</p> <p>The responsible party's electricity consumption data is obtained from the electricity invoice provided by the power company, which calibrates the meter. The rest, such as diesel purchase record, refrigerant filling amount, transported materials, etc., comes from the weight provided by the supplier, and the weighing equipment is calibrated by the supplier; The weight data of the waste is derived from the company's weighbridge and is calibrated.</p> <p>Responsible party Greenhouse gas management is the responsibility of the quality department. The responsibilities and terms of reference of the GHG Panel are described below:</p> <ul style="list-style-type: none"> - Top management: responsible for the establishment of the company's greenhouse gas team, the appointment of greenhouse gas representatives, the provision of resources for greenhouse gas inventory verification, the reporting of greenhouse gas management performance to the Group company, and the person responsible for the greenhouse gas report issued by the company. - Greenhouse Gas Representative: The head of Operations is responsible for organizing the greenhouse gas team to conduct inventory work, responsible for reporting the status and results of

greenhouse gas inventory and verification to top management and is the designated window for internal and external communication.

- Greenhouse gas authority: responsible for summarizing the level of activity data related to greenhouse gas inventory and verification, and responsible for the establishment of the Company's inventory and the preparation of reports; Responsible for the company's inventory information management, greenhouse gas inventory and verification of documents and records management and archiving.

The responsibilities of the Equipment Department are as follows:

-Responsible for recording power meter reading data of station area, daily meter reading, monthly summary, and providing to the competent department of greenhouse gas.

-Responsible for recording the refrigerant filling data of air conditioning in the station area, summarizing it annually and providing it to the competent department of greenhouse gas.

- Responsible for the filling data records of air conditioning in the station area, annual summary, and provide to the greenhouse gas authorities

-Responsible for counting the number of workers in the factory and the average monthly working hours and providing monthly summary to the competent department of greenhouse gas.

Through document management, the level of activity data required for the establishment of the greenhouse gas inventory and verification management system of the enterprise will be determined.



3.2. Assessment of GHG data and information

Activity data and emission factor compliance

The verification team verified each activity data in the enterprise greenhouse gas emission report submitted by the enterprise. The verification included the values, units and sources of activity data, the values and sources of emission factors, and the GHG calculation.

The verification information are as follows:

Emission categories	Emission source	Facilities or process	Accounting method	Activity data	Unit	Source of activity data	Emission factor/Mass balance coefficient	Source of activity data	GHG emission (tCO ₂ e)
Category 1: direct GHG emissions and removals	Diesel	Diesel forklift	<input type="checkbox"/> Direct emission method <input checked="" type="checkbox"/> Emission method <input type="checkbox"/> Mass method <input type="checkbox"/> Measurement method	[REDACTED]	[REDACTED]	[REDACTED]	[REDACTED]	2006 IPCC Guidelines for National Greenhouse Gas Inventories Table 3.3.1, Chapter III, Volume II China Energy Statistical Yearbook 2022 Appendix IV	4
			[REDACTED]	[REDACTED]	[REDACTED]	[REDACTED]	[REDACTED]	[REDACTED]	[REDACTED]



Emission categories	Emission source	Facilities or process	Accounting method	Activity data	Unit	Source of activity data	Emission factor/Mass balance coefficient	Source of activity data	GHG emission (tCO ₂ e)
	Propane	Propane combustion	Direct emission <input type="checkbox"/> Emission factor method <input checked="" type="checkbox"/> Mass balance method <input type="checkbox"/> Measurement method	546.00	kg	Raw material acquisition record	3.0000 kgCO ₂ /kg		1.6380
	Methane	Methane combustion	Direct emission <input type="checkbox"/> Emission factor method <input checked="" type="checkbox"/> Mass balance method <input type="checkbox"/> Measurement method				gCO ₂ /kg		0.0102
	R32	Air conditioning	Direct emission <input checked="" type="checkbox"/> Emission factor method <input type="checkbox"/> Mass balance method <input type="checkbox"/> Measurement method	41.30	kg	Quantity and the nameplate of air conditioners	Fugitive factor: 5.5%	2006 IPCC Guidelines for National Greenhouse Gas Inventories Table 7.9, Chapter VII, volume III	1.7513



Emission categories	Emission source	Facilities or process	Accounting method	Activity data	Unit	Source of activity data	Emission factor/Mass balance coefficient	Source of activity data	GHG emission (tCO ₂ e)
	R410A	Air conditioning	Direct emission <input checked="" type="checkbox"/> Emission factor method <input type="checkbox"/> Mass balance method <input type="checkbox"/> Measurement method	279.30	kg	Quantity and the nameplate of air conditioners	Fugitive factor: 5.5%	2006 IPCC Guidelines for National Greenhouse Gas Inventories Table 7.9, Chapter VII, volume III	34.6479
	HFC-227ea	Fire extinguisher	Direct emission <input checked="" type="checkbox"/> Emission factor method <input type="checkbox"/> Mass balance method <input type="checkbox"/> Measurement method				Fugitive factor: 2%	2006 IPCC Guidelines for National Greenhouse Gas Inventories 7.6.2.2, Chapter VII, volume III	0.2880
	Carbon dioxide	Fire extinguisher	Direct emission <input checked="" type="checkbox"/> Emission factor method <input type="checkbox"/> Mass balance method <input type="checkbox"/> Measurement method	10.00	kg	Fire extinguisher type, number, and original fill.	Fugitive factor: 5.0%	GB 4351.1-2005 Portable fire extinguishers- Part 1: Performance and construction	0.0005



Emission categories	Emission source	Facilities or process	Accounting method	Activity data	Unit	Source of activity data	Emission factor/Mass balance coefficient	Source of activity data	GHG emission (tCO ₂ e)
	Carbon dioxide	Gas usage	Direct emission <input type="checkbox"/> Emission factor method <input checked="" type="checkbox"/> Mass balance method <input type="checkbox"/> Measurement method	44462.60	kg	Raw material acquisition record	1.0000 kgCO ₂ /kg		44.4626
	Septic-tank	Septic-tank	Direct emission <input checked="" type="checkbox"/> Emission factor method <input type="checkbox"/> Mass balance method <input type="checkbox"/> Measurement method			Individual emission: 40 ton/day from CH ₄ production capacity CH ₄ /kgBOD (MCF): 0.5		2006 IPCC Guidelines for National Greenhouse Gas Inventories Table 6.2, Table 6.3 and Table 6.4, Chapter VI, volume V	64.8893
Category 2: indirect GHG emissions from imported energy	Imported electricity	Grid electricity	Electricity and heat <input checked="" type="checkbox"/> Location-based method <input type="checkbox"/> Market-based method	13945364.75	kWh	Enterprise's power statistics	0.5366 kgCO ₂ /kWh	2022 National Grid Average CO ₂ Emission Factor	7483.0827



Emission categories	Emission source	Facilities or process	Accounting method	Activity data	Unit	Source of activity data	Emission factor/Mass balance coefficient	Source of activity data	GHG emission (tCO ₂ e)
	Imported electricity	Zhongtian Photovoltaic Technology Co., Ltd. sourced electricity	Electricity and heat: <input checked="" type="checkbox"/> Location-based method <input type="checkbox"/> Market-based method	1097020.00	kWh	Enterprise's power statistics	0.0000 kgCO ₂ /kWh		0.0000
	Imported electricity	Rooftop photovoltaic electricity	Electricity and heat: <input checked="" type="checkbox"/> Location-based method <input type="checkbox"/> Market-based method				0.0000 kgCO ₂ /kWh		0.0000
Category 3: indirect GHG emissions from transportation	Employee commuting vehicle	Outsourcing vehicle	Transportation and commuting: <input type="checkbox"/> Fuel-based method <input checked="" type="checkbox"/> Distance-based method <input type="checkbox"/> Spend-based method <input type="checkbox"/> Not applicable	446277.60	km	Employee commuting statistics	0.3632 kgCO ₂ e/km	Ecoinvent 3.10 database	162.0829

Emission categories	Emission source	Facilities or process	Accounting method	Activity data	Unit	Source of activity data	Emission factor/Mass balance coefficient	Source of activity data	GHG emission (tCO ₂ e)
---------------------	-----------------	-----------------------	-------------------	---------------	------	-------------------------	--	-------------------------	-----------------------------------

	Employee commuting electric vehicle	Outsourcing electric vehicle		Transportation, travel and commuting:					
--	-------------------------------------	------------------------------	--	---------------------------------------	--	--	--	--	--






Emission categories	Emission source	Facilities or process	Accounting method	Activity data	Unit	Source of activity data	Emission factor/Mass balance coefficient	Source of activity data	GHG emission (tCO ₂ e)
	Employee taxi traveling	Taxi traveling	Transportation, travel and commuting: <input type="checkbox"/> Fuel-based method <input checked="" type="checkbox"/> Distance-based method <input type="checkbox"/> Spend-based method <input type="checkbox"/> Not applicable	1110.00	pkm	Employee traveling compensate record	0.3632 kgCO ₂ e/km	Ecoinvent 3.10 database	0.4031
	Employee plane traveling	Plane traveling	Transportation, travel and commuting: <input type="checkbox"/> Fuel-based method <input checked="" type="checkbox"/> Distance-based method <input type="checkbox"/> Spend-based method <input type="checkbox"/> Not applicable				kgCO ₂ e/pkm	Ecoinvent 3.10 database	17.5831




Emission categories	Emission source	Facilities or process	Accounting method	Activity data	Unit	Source of activity data	Emission factor/Mass balance coefficient	Source of activity data	GHG emission (tCO ₂ e)
	Employee rail traveling	Rail traveling	Transportation, travel and commuting: <input type="checkbox"/> Fuel-based method <input checked="" type="checkbox"/> Distance-based method <input type="checkbox"/> Spend-based method <input type="checkbox"/> Not applicable	130565.00	pkm	Employee traveling compensate record	0.0749 kgCO ₂ e/pkm	Ecoinvent 3.10 database	9.7753
	Employee subway traveling	Subway traveling	Transportation, travel and commuting: <input type="checkbox"/> Fuel-based method <input checked="" type="checkbox"/> Distance-based method <input type="checkbox"/> Spend-based method <input type="checkbox"/> Not applicable				gCO ₂ e/pkm	Notice of the Beijing Municipal Ecology and Environment Bureau on Effectively Managing Carbon Emission Entities and Piloting Carbon Emission Trading in the Municipality for 2024	0.000012

Emission categories	Emission source	Facilities or process	Accounting method	Activity data	Unit	Source of activity data	Emission factor/Mass balance coefficient	Source of activity data	GHG emission (tCO ₂ e)
---------------------	-----------------	-----------------------	-------------------	---------------	------	-------------------------	--	-------------------------	-----------------------------------





Emission categories	Emission source	Facilities or process	Accounting method	Activity data	Unit	Source of activity data	Emission factor/Mass balance coefficient	Source of activity data	GHG emission (tCO ₂ e)
	Upstream material transportation	Upstream material road transportation 3.5t-16t	Transportation, travel and commuting: <input type="checkbox"/> Fuel-based method <input checked="" type="checkbox"/> Distance-based method <input type="checkbox"/> Spend-based method <input type="checkbox"/> Not applicable	5317580.13	tkm	Raw material acquisition record	0.2451 kgCO ₂ e/tkm	Ecoinvent 3.10 database	1303.2020
	Upstream material transportation	Upstream material road transportation 16t-32t	Transportation, travel and commuting: <input type="checkbox"/> Fuel-based method <input checked="" type="checkbox"/> Distance-based method <input type="checkbox"/> Spend-based method <input type="checkbox"/> Not applicable				CO ₂ e/tkm	Ecoinvent 3.10 database	2287.1907






Emission categories	Emission source	Facilities or process	Accounting method	Activity data	Unit	Source of activity data	Emission factor/Mass balance coefficient	Source of activity data	GHG emission (tCO ₂ e)
	Downstream material transportation	Downstream material road transportation <3.5t	Transportation, travel and commuting: <input type="checkbox"/> Fuel-based method <input checked="" type="checkbox"/> Distance-based method <input type="checkbox"/> Spend-based method <input type="checkbox"/> Not applicable	5076269.27	tkm	2024 sales record	2.1172 kgCO ₂ e/tkm	Ecoinvent 3.10 database	10747.6085
	Downstream material transportation	Downstream material road transportation 3.5t-16t	Transportation, travel and commuting: <input type="checkbox"/> Fuel-based method <input checked="" type="checkbox"/> Distance-based method <input type="checkbox"/> Spend-based method <input type="checkbox"/> Not applicable				CO ₂ e/tkm	Ecoinvent 3.10 database	3124.3441



Emission categories	Emission source	Facilities or process	Accounting method	Activity data	Unit	Source of activity data	Emission factor/Mass balance coefficient	Source of activity data	GHG emission (tCO ₂ e)
	Downstream material transportation	Downstream material road transportation 16t-32t	Transportation, travel and commuting: <input type="checkbox"/> Fuel-based method <input checked="" type="checkbox"/> Distance-based method <input type="checkbox"/> Spend-based method <input type="checkbox"/> Not applicable	14234501.04	tkm	2024 sales record	0.1940 kgCO ₂ e/tkm	Ecoinvent 3.10 database	2761.6855
	Downstream material transportation	Downstream material road transportation >32t	Transportation, travel and commuting: <input type="checkbox"/> Fuel-based method <input checked="" type="checkbox"/> Distance-based method <input type="checkbox"/> Spend-based method <input type="checkbox"/> Not applicable				CO ₂ e/tkm	Ecoinvent 3.10 database	1544.3551



Emission categories	Emission source	Facilities or process	Accounting method	Activity data	Unit	Source of activity data	Emission factor/Mass balance coefficient	Source of activity data	GHG emission (tCO ₂ e)
Category 4: indirect GHG emissions from products used by organization	Production equipment	Production equipment cost	Goods, services and capital goods: <input type="checkbox"/> Supplier-specific method <input type="checkbox"/> Hybrid method <input type="checkbox"/> Average-data method <input checked="" type="checkbox"/> Spend-based method <input type="checkbox"/> Not applicable	1275.43	ten thousand RMB	Stationary equipment	1.9524 tCO ₂ e/ten thousand RMB	Chinese Environmentally Extended Input-Output database adjusted by 2024 PPI	2490.1583
	Office equipment	Computer	Goods, services and capital goods: <input type="checkbox"/> Supplier-specific method <input type="checkbox"/> Hybrid method <input checked="" type="checkbox"/> Average-data method <input type="checkbox"/> Spend-based method <input type="checkbox"/> Not applicable	54.67	p	2024 office equipment record	596.5844 kgCO ₂ e/p	Ecoinvent 3.10 database	32.6133





Emission categories	Emission source	Facilities or process	Accounting method	Activity data	Unit	Source of activity data	Emission factor/Mass balance coefficient	Source of activity data	GHG emission (tCO ₂ e)
	Purchased service	Dining cost	Goods, services and capital goods: <input type="checkbox"/> Supplier-specific method <input type="checkbox"/> Hybrid method <input type="checkbox"/> Average-data method <input checked="" type="checkbox"/> Spend-based method <input type="checkbox"/> Not applicable	132.22	ten thousand RMB	2024 dining cost	0.7397 tCO ₂ e/ten thousand RMB	Chinese Environmentally Extended Input-Output database adjusted by 2024 PPI	97.8039
	Purchased service	Processing service	Goods, services and capital goods: <input type="checkbox"/> Supplier-specific method <input type="checkbox"/> Hybrid method <input type="checkbox"/> Average-data method <input checked="" type="checkbox"/> Spend-based method <input type="checkbox"/> Not applicable	193.27	thousand RMB	Flow material acquisition record	1.7205 tCO ₂ e/ten thousand RMB	Chinese Environmentally Extended Input-Output database adjusted by 2024 PPI	343.9419



Emission categories	Emission source	Facilities or process	Accounting method	Activity data	Unit	Source of activity data	Emission factor/Mass balance coefficient	Source of activity data	GHG emission (tCO ₂ e)
	Purchased living products	Drinking water	Goods, services and capital goods: <input type="checkbox"/> Supplier-specific method <input type="checkbox"/> Hybrid method <input checked="" type="checkbox"/> Average-data method <input type="checkbox"/> Spend-based method <input type="checkbox"/> Not applicable	161.25	m ³	Drinking water	0.3913 kgCO ₂ e/kg	China Products Carbon Footprint Factors Database, Drinking water	63.0959
	Tap water	Tap water	<input type="checkbox"/> Hybrid method <input checked="" type="checkbox"/> Average-data method <input type="checkbox"/> Spend-based method <input type="checkbox"/> Not applicable	95795.00	m ³	2024 tap water invoice	0.0013 kgCO ₂ e/kg	Ecoinvent 3.10 database	122.4535



Emission categories	Emission source	Facilities or process	Accounting method	Activity data	Unit	Source of activity data	Emission factor/Mass balance coefficient	Source of activity data	GHG emission (tCO ₂ e)
---------------------	-----------------	-----------------------	-------------------	---------------	------	-------------------------	--	-------------------------	-----------------------------------

Goods, services and capital goods:
 Supplier-specific method
 Hybrid method
 Average method
 Specific method
 Not/

Purchased raw material

ABS product

Goods, services and capital goods:
 Supplier-specific method
 Hybrid method
 Average method
 Specific method
 Not/



Emission categories	Emission source	Facilities or process	Accounting method	Activity data	Unit	Source of activity data	Emission factor/Mass balance coefficient	Source of activity data	GHG emission (tCO ₂ e)
	Purchased raw material	EAA material	Goods, services and capital goods: <input type="checkbox"/> Supplier-specific method <input type="checkbox"/> Hybrid method <input checked="" type="checkbox"/> Average-data method <input type="checkbox"/> Spend-based method <input type="checkbox"/> Not applicable	9650.00	kg	Raw material acquisition record	3.7261 kgCO ₂ e/kg	Ecoinvent 3.10 database	35.9571
	Purchased raw material	FEP material	<input type="checkbox"/> Hybrid method <input checked="" type="checkbox"/> Average-data method <input type="checkbox"/> Spend-based method <input type="checkbox"/> Not applicable	69023.60	kg	Raw material acquisition record	2.9196 kgCO ₂ e/kg	Ecoinvent 3.10 database	201.5201



Emission categories	Emission source	Facilities or process	Accounting method	Activity data	Unit	Source of activity data	Emission factor/Mass balance coefficient	Source of activity data	GHG emission (tCO ₂ e)
	Purchased raw material	HDPE material	Goods, services and capital goods: <input type="checkbox"/> Supplier-specific method <input type="checkbox"/> Hybrid method <input checked="" type="checkbox"/> Average-data method <input type="checkbox"/> Spend-based method <input type="checkbox"/> Not applicable	3667814.00	kg	Raw material acquisition record	3.1562 kgCO ₂ e/kg	Ecoinvent 3.10 database	11576.4465
	Purchased raw material	HDPE material	Goods, services and capital goods: <input type="checkbox"/> Supplier-specific method <input type="checkbox"/> Hybrid method <input checked="" type="checkbox"/> Average-data method <input type="checkbox"/> Spend-based method <input type="checkbox"/> Not applicable	889645.00	kg	Raw material acquisition record	3.3465 kgCO ₂ e/kg	Ecoinvent 3.10 database	2977.1738



Emission categories	Emission source	Facilities or process	Accounting method	Activity data	Unit	Source of activity data	Emission factor/Mass balance coefficient	Source of activity data	GHG emission (tCO ₂ e)
---------------------	-----------------	-----------------------	-------------------	---------------	------	-------------------------	--	-------------------------	-----------------------------------


	Purchased raw material	PE tape	Goods, services and capital goods: <input type="checkbox"/> Supplier-specific method <input type="checkbox"/> Hybrid method <input checked="" type="checkbox"/> Average method <input type="checkbox"/> Specific method <input type="checkbox"/> Not specified	757.89					
--	------------------------	---------	---	--------	--	--	--	--	--

Emission categories	Emission source	Facilities or process
---------------------	-----------------	-----------------------






Emission categories	Emission source	Facilities or process	Accounting method	Activity data	Unit	Source of activity data	Emission factor/Mass balance coefficient	Source of activity data	GHG emission (tCO ₂ e)
	Purchased raw material	LSZH material	Goods, services and capital goods: <input type="checkbox"/> Supplier-specific method <input type="checkbox"/> Hybrid method <input checked="" type="checkbox"/> Average method <input type="checkbox"/> Specific method <input type="checkbox"/> Not specified	9669816.00	kg	Raw material	2.1529 kgCO ₂ e/kg	Ecoinvent 3.10 database	20817.8179
	Purchased raw material	PA6 product	Goods, services and capital goods: <input type="checkbox"/> Supplier-specific method <input type="checkbox"/> Hybrid method <input type="checkbox"/> Average method <input type="checkbox"/> Specific method <input type="checkbox"/> Not specified						





Emission categories	Emission source	Facilities or process	Accounting method	Activity data	Unit	Source of activity data	Emission factor/Mass balance coefficient	Source of activity data	GHG emission (tCO ₂ e)
---------------------	-----------------	-----------------------	-------------------	---------------	------	-------------------------	--	-------------------------	-----------------------------------

	Purchased raw material	PET product	Goods, services and capital goods: <input type="checkbox"/> Supplier-specific method <input type="checkbox"/> Hybrid method <input checked="" type="checkbox"/> Average method <input type="checkbox"/> Specific method <input type="checkbox"/> Not specified	78992.55	kg	Raw material			
--	------------------------	-------------	---	----------	----	--------------	--	--	--





Emission categories	Emission source	Facilities or process	Accounting method	Activity data	Unit	Source of activity data	Emission factor/Mass balance coefficient	Source of activity data	GHG emission (tCO ₂ e)
	Purchased raw material	PP material	Goods, services and capital goods: <input type="checkbox"/> Supplier-specific method <input type="checkbox"/> Hybrid method <input checked="" type="checkbox"/> Average-data method <input type="checkbox"/> Spend-based method <input type="checkbox"/> Not applicable	96628.5	kg	Raw material acquisition record	3.6789 kgCO ₂ e/kg	Ecoinvent 3.10 database	355.4863
	Purchased raw material	PP plastic strip	Goods, services and capital goods: <input type="checkbox"/> Supplier-specific method <input type="checkbox"/> Hybrid method <input checked="" type="checkbox"/> Average-data method <input type="checkbox"/> Spend-based method <input type="checkbox"/> Not applicable	656.62	kg	Raw material acquisition record	4.3351 kgCO ₂ e/kg	Ecoinvent 3.10 database	2.8465



Emission categories	Emission source	Facilities or process	Accounting method	Activity data	Unit	Source of activity data	Emission factor/Mass balance coefficient	Source of activity data	GHG emission (tCO ₂ e)
	Purchased raw material	PP product	Goods, services and capital goods: <input type="checkbox"/> Supplier-specific method <input type="checkbox"/> Hybrid method <input checked="" type="checkbox"/> Average-data method <input type="checkbox"/> Spend-based method <input type="checkbox"/> Not applicable	40526.97	kg	Raw material acquisition record	5.1969 kgCO ₂ e/kg	Ecoinvent 3.10 database	210.6151
	Purchased raw material	PTFE material	Goods, services and capital goods: <input type="checkbox"/> Supplier-specific method <input type="checkbox"/> Hybrid method <input checked="" type="checkbox"/> Average-data method <input type="checkbox"/> Spend-based method <input type="checkbox"/> Not applicable	151885.00	kg	Raw material acquisition record	142.9938 kgCO ₂ e/kg	Ecoinvent 3.10 database	21718.6158




Emission categories	Emission source	Facilities or process	Accounting method	Activity data	Unit	Source of activity data	Emission factor/Mass balance coefficient	Source of activity data	GHG emission (tCO ₂ e)
	Purchased raw material	PTFE product	Goods, services and capital goods: <input type="checkbox"/> Supplier-specific method <input type="checkbox"/> Hybrid method <input checked="" type="checkbox"/> Average-data method <input type="checkbox"/> Spend-based method <input type="checkbox"/> Not applicable	684.27	kg	Raw material acquisition record	143.6500 kgCO ₂ e/kg	Ecoinvent 3.10 database	98.2954
	Purchased raw material	PVC material	Goods, services and capital goods: <input type="checkbox"/> Supplier-specific method <input type="checkbox"/> Hybrid method <input checked="" type="checkbox"/> Average-data method <input type="checkbox"/> Spend-based method <input type="checkbox"/> Not applicable	717139.00	kg	Raw material acquisition record	2.9577 kgCO ₂ e/kg	Ecoinvent 3.10 database	2121.0542



Emission categories	Emission source	Facilities or process	Accounting method	Activity data	Unit	Source of activity data	Emission factor/Mass balance coefficient	Source of activity data	GHG emission (tCO ₂ e)
---------------------	-----------------	-----------------------	-------------------	---------------	------	-------------------------	--	-------------------------	-----------------------------------

	Purchased raw material	Propane	Goods, services and capital goods: <input type="checkbox"/> Supplier-specific method <input type="checkbox"/> Hybrid method <input checked="" type="checkbox"/> Average method <input type="checkbox"/> Specific method <input type="checkbox"/> Not specified	546.00					
--	------------------------	---------	---	--------	--	--	--	--	--



Emission categories	Emission source	Facilities or process	Accounting method	Activity data	Unit	Source of activity data	Emission factor/Mass balance coefficient	Source of activity data	GHG emission (tCO ₂ e)
---------------------	-----------------	-----------------------	-------------------	---------------	------	-------------------------	--	-------------------------	-----------------------------------

Purchased raw material	Aluminum product								
------------------------	------------------	--	--	--	--	--	--	--	--



Emission categories	Emission source	Facilities or process	Accounting method	Activity data	Unit	Source of activity data	Emission factor/Mass balance coefficient	Source of activity data	GHG emission (tCO ₂ e)
	Purchased raw material	Nitrogen gas	Goods, services and capital goods: <input type="checkbox"/> Supplier-specific method <input type="checkbox"/> Hybrid method <input checked="" type="checkbox"/> Average-data method <input type="checkbox"/> Spend-based method <input type="checkbox"/> Not applicable	15856.25	kg	Raw material acquisition record	0.4471 kgCO ₂ e/kg	Ecoinvent 3.10 database	7.0891
	Purchased raw material	Galvanized steel strip	<input type="checkbox"/> Hybrid method <input checked="" type="checkbox"/> Average-data method <input type="checkbox"/> Spend-based method <input type="checkbox"/> Not applicable	3095481.00	kg	Raw material acquisition record	3.0112 kgCO ₂ e/kg	Ecoinvent 3.10 database	9321.1004



Emission categories	Emission source	Facilities or process	Accounting method	Activity data	Unit	Source of activity data	Emission factor/Mass balance coefficient	Source of activity data	GHG emission (tCO ₂ e)
	Purchased raw material	Galvanized steel wire	Goods, services and capital goods: <input type="checkbox"/> Supplier-specific method <input type="checkbox"/> Hybrid method <input checked="" type="checkbox"/> Average-data method <input type="checkbox"/> Spend-based method <input type="checkbox"/> Not applicable	7849.85	kg	Raw material acquisition record	2.9767 kgCO ₂ e/kg	Ecoinvent 3.10 database	23.3664
	Purchased raw material	Cable	<input type="checkbox"/> Hybrid method <input checked="" type="checkbox"/> Average-data method <input type="checkbox"/> Spend-based method <input type="checkbox"/> Not applicable	10225216.85	kg	Raw material acquisition record	6.2823 kgCO ₂ e/kg	Ecoinvent 3.10 database	64238.2961



Emission categories	Emission source	Facilities or process	Accounting method	Activity data	Unit	Source of activity data	Emission factor/Mass balance coefficient	Source of activity data	GHG emission (tCO ₂ e)
	Purchased raw material	Power supply	Goods, services and capital goods: <input type="checkbox"/> Supplier-specific method <input type="checkbox"/> Hybrid method <input checked="" type="checkbox"/> Average-data method <input type="checkbox"/> Spend-based method <input type="checkbox"/> Not applicable	825.00	kg	Raw material acquisition record	14.2176 kgCO ₂ e/kg	Ecoinvent 3.10 database	11.7295
	Purchased raw material	Resistor	Goods, services and capital goods: <input type="checkbox"/> Supplier-specific method <input type="checkbox"/> Hybrid method <input checked="" type="checkbox"/> Average-data method <input type="checkbox"/> Spend-based method <input type="checkbox"/> Not applicable	1197.18	kg	Raw material acquisition record	29.0619 kgCO ₂ e/kg	Ecoinvent 3.10 database	34.7923




Emission categories	Emission source	Facilities or process	Accounting method	Activity data	Unit	Source of activity data	Emission factor/Mass balance coefficient	Source of activity data	GHG emission (tCO ₂ e)
	Purchased raw material	Optical fiber	Goods, services and capital goods: <input type="checkbox"/> Supplier-specific method <input type="checkbox"/> Hybrid method <input checked="" type="checkbox"/> Average-data method <input type="checkbox"/> Spend-based method <input type="checkbox"/> Not applicable	4157.03	kg	Raw material acquisition record	9.5412 kgCO ₂ e/kg	Ecoinvent 3.10 database	39.6629
	Purchased raw material	Carbon dioxide	Goods, services and capital goods: <input type="checkbox"/> Supplier-specific method <input type="checkbox"/> Hybrid method <input checked="" type="checkbox"/> Average-data method <input type="checkbox"/> Spend-based method <input type="checkbox"/> Not applicable	44462.60	kg	Raw material acquisition record	0.9001 kgCO ₂ e/kg	Ecoinvent 3.10 database	40.0224

Emission categories	Emission source	Facilities or process	Accounting method	Activity data		Source of activity data	Emission factor/Mass
---------------------	-----------------	-----------------------	-------------------	---------------	--	-------------------------	----------------------






Emission categories	Emission source	Facilities or process	Accounting method	Activity data	Unit	Source of activity data	Emission factor/Mass balance coefficient	Source of activity data	GHG emission (tCO ₂ e)
	Purchased raw material	Helium gas	Goods, services and capital goods: <input type="checkbox"/> Supplier-specific method <input type="checkbox"/> Hybrid method <input checked="" type="checkbox"/> Average-data method <input type="checkbox"/> Spend-based method <input type="checkbox"/> Not applicable	5421.00	kg	Raw material acquisition record	6.1431 kgCO ₂ e/kg	Ecoinvent 3.10 database	33.3018
	Purchased raw material	Combiner	Goods, services and capital goods: <input type="checkbox"/> Supplier-specific method <input type="checkbox"/> Hybrid method <input checked="" type="checkbox"/> Average-data method <input type="checkbox"/> Spend-based method <input type="checkbox"/> Not applicable	8698.35	kg	Raw material acquisition record	117.2076 kgCO ₂ e/kg	Ecoinvent 3.10 database	1019.5072





Emission categories	Emission source	Facilities or process	Accounting method	Activity data	Unit	Source of activity data	Emission factor/Mass balance coefficient	Source of activity data	GHG emission (tCO ₂ e)
	Purchased raw material	Brass product	Goods, services and capital goods: <input type="checkbox"/> Supplier-specific method <input type="checkbox"/> Hybrid method <input checked="" type="checkbox"/> Average-data method <input type="checkbox"/> Spend-based method <input type="checkbox"/> Not applicable	750478.21	kg	Raw material acquisition record	9.1348 kgCO ₂ e/kg	Ecoinvent 3.10 database	6855.4566
	Purchased raw material	Brass strip	<input type="checkbox"/> Hybrid method <input checked="" type="checkbox"/> Average-data method <input type="checkbox"/> Spend-based method <input type="checkbox"/> Not applicable	4682.70	kg	Raw material acquisition record	6.4040 kgCO ₂ e/kg	Ecoinvent 3.10 database	29.9878





Emission categories	Emission source	Facilities or process	Accounting method	Activity data	Unit	Source of activity data	Emission factor/Mass balance coefficient	Source of activity data	GHG emission (tCO ₂ e)
	Purchased raw material	Plywood	Goods, services and capital goods: <input type="checkbox"/> Supplier-specific method <input type="checkbox"/> Hybrid method <input checked="" type="checkbox"/> Average-data method <input type="checkbox"/> Spend-based method <input type="checkbox"/> Not applicable	1126963.00	kg	Raw material acquisition record	0.8998 kgCO ₂ e/kg	Ecoinvent 3.10 database	1014.0485
	Purchased raw material	Metal processing	Goods, services and capital goods: <input type="checkbox"/> Supplier-specific method <input type="checkbox"/> Hybrid method <input checked="" type="checkbox"/> Average-data method <input type="checkbox"/> Spend-based method <input type="checkbox"/> Not applicable	14161.02	kg	Raw material acquisition record	4.3206 kgCO ₂ e/kg	Ecoinvent 3.10 database	61.1840



Emission categories	Emission source	Facilities or process	Accounting method	Activity data	Unit	Source of activity data	Emission factor/Mass balance coefficient	Source of activity data	GHG emission (tCO ₂ e)
	Purchased raw material	Poly olefin material	Goods, services and capital goods: <input type="checkbox"/> Supplier-specific method <input type="checkbox"/> Hybrid method <input checked="" type="checkbox"/> Average-data method <input type="checkbox"/> Spend-based method <input type="checkbox"/> Not applicable	1160.00	kg	Raw material acquisition record	2.5188 kgCO ₂ e/kg	Ecoinvent 3.10 database	2.9218
	Purchased raw material	Aluminum alloy product	Goods, services and capital goods: <input type="checkbox"/> Supplier-specific method <input type="checkbox"/> Hybrid method <input checked="" type="checkbox"/> Average-data method <input type="checkbox"/> Spend-based method <input type="checkbox"/> Not applicable	3000.00	kg	Raw material acquisition record	12.0843 kgCO ₂ e/kg	Ecoinvent 3.10 database	36.2528



Emission categories	Emission source	Facilities or process	Accounting method	Activity data	Unit	Source of activity data	Emission factor/Mass balance coefficient	Source of activity data	GHG emission (tCO ₂ e)
	Purchased raw material	Wood pallet	Goods, services and capital goods: <input type="checkbox"/> Supplier-specific method <input type="checkbox"/> Hybrid method <input checked="" type="checkbox"/> Average-data method <input type="checkbox"/> Spend-based method <input type="checkbox"/> Not applicable	3314660.00	kg	Raw material acquisition record	0.3291 kgCO ₂ e/kg	Ecoinvent 3.10 database	1090.6983
	Purchased raw material	Nylon material	Goods, services and capital goods: <input type="checkbox"/> Supplier-specific method <input type="checkbox"/> Hybrid method <input checked="" type="checkbox"/> Average-data method <input type="checkbox"/> Spend-based method <input type="checkbox"/> Not applicable	110.30	kg	Raw material acquisition record	8.2297 kgCO ₂ e/kg	Ecoinvent 3.10 database	0.9077



Emission categories	Emission source	Facilities or process	Accounting method	Activity data	Unit	Source of activity data	Emission factor/Mass balance coefficient	Source of activity data	GHG emission (tCO ₂ e)
	Purchased raw material	Nylon product	Goods, services and capital goods: <input type="checkbox"/> Supplier-specific method <input type="checkbox"/> Hybrid method <input checked="" type="checkbox"/> Average-data method <input type="checkbox"/> Spend-based method <input type="checkbox"/> Not applicable	206.67	kg	Raw material acquisition record	8.8859 kgCO ₂ e/kg	Ecoinvent 3.10 database	1.8364
	Purchased raw material	Kraft paper	Goods, services and capital goods: <input type="checkbox"/> Supplier-specific method <input type="checkbox"/> Hybrid method <input checked="" type="checkbox"/> Average-data method <input type="checkbox"/> Spend-based method <input type="checkbox"/> Not applicable	491996.40	kg	Raw material acquisition record	0.9620 kgCO ₂ e/kg	Ecoinvent 3.10 database	473.3058



Emission categories	Emission source	Facilities or process	Accounting method	Activity data	Unit	Source of activity data	Emission factor/Mass balance coefficient	Source of activity data	GHG emission (tCO ₂ e)
	Purchased raw material	Hot melt adhesive	Goods, services and capital goods: <input type="checkbox"/> Supplier-specific method <input type="checkbox"/> Hybrid method <input checked="" type="checkbox"/> Average-data method <input type="checkbox"/> Spend-based method <input type="checkbox"/> Not applicable	68000.00	kg	Raw material acquisition record	3.4399 kgCO ₂ e/kg	Ecoinvent 3.10 database	233.9124
	Purchased raw material	Cement	<input type="checkbox"/> Hybrid method <input checked="" type="checkbox"/> Average-data method <input type="checkbox"/> Spend-based method <input type="checkbox"/> Not applicable	11380.50	kg	Raw material acquisition record	0.2511 kgCO ₂ e/kg	Ecoinvent 3.10 database	2.8580




Emission categories	Emission source	Facilities or process	Accounting method	Activity data	Unit	Source of activity data	Emission factor/Mass balance coefficient	Source of activity data	GHG emission (tCO ₂ e)
	Purchased raw material	Wood product	Goods, services and capital goods: <input type="checkbox"/> Supplier-specific method <input type="checkbox"/> Hybrid method <input checked="" type="checkbox"/> Average-data method <input type="checkbox"/> Spend-based method <input type="checkbox"/> Not applicable	610.00	kg	Raw material acquisition record	0.1093 kgCO ₂ e/kg	Ecoinvent 3.10 database	0.0667
	Purchased raw material	Titanium alloy product	Goods, services and capital goods: <input type="checkbox"/> Supplier-specific method <input type="checkbox"/> Hybrid method <input checked="" type="checkbox"/> Average-data method <input type="checkbox"/> Spend-based method <input type="checkbox"/> Not applicable	8899.44	kg	Raw material acquisition record	49.3481 kgCO ₂ e/kg	Ecoinvent 3.10 database	439.1707



Emission categories	Emission source	Facilities or process	Accounting method	Activity data	Unit	Source of activity data	Emission factor/Mass balance coefficient	Source of activity data	GHG emission (tCO ₂ e)
	Purchased raw material	Carbon steel strip	Goods, services and capital goods: <input type="checkbox"/> Supplier-specific method <input type="checkbox"/> Hybrid method <input checked="" type="checkbox"/> Average-data method <input type="checkbox"/> Spend-based method <input type="checkbox"/> Not applicable	4280.00	kg	Raw material acquisition record	2.3472 kgCO ₂ e/kg	Ecoinvent 3.10 database	10.0459
	Purchased raw material	Carbon steel wire	Goods, services and capital goods: <input type="checkbox"/> Supplier-specific method <input type="checkbox"/> Hybrid method <input checked="" type="checkbox"/> Average-data method <input type="checkbox"/> Spend-based method <input type="checkbox"/> Not applicable	111882.40	kg	Raw material acquisition record	2.3126 kgCO ₂ e/kg	Ecoinvent 3.10 database	258.7444

Emission
categories



Emission categories	Emission source	Facilities or process	Accounting method	Activity data	Unit	Source of activity data	Emission fac
---------------------	-----------------	-----------------------	-------------------	---------------	------	-------------------------	--------------





Emission categories	Emission source	Facilities or process	Accounting method	Activity data	Unit	Source of activity data	Emission factor/Mass balance coefficient	Source of activity data	GHG emission (tCO ₂ e)
	Purchased raw material	Corrugated board	Goods, services and capital goods: <input type="checkbox"/> Supplier-specific method <input type="checkbox"/> Hybrid method <input checked="" type="checkbox"/> Average-data method <input type="checkbox"/> Special method <input type="checkbox"/> Not specified	203175.50	kg	Raw material	1.2765 kgCO ₂ e/kg	Ecoinvent 3.10 database	259.3501
	Purchased raw material	Cable connector	<input type="checkbox"/> Hybrid method <input checked="" type="checkbox"/> Average-data method						



Emission categories	Emission source	Facilities or process	Accounting method	Activity data	Unit	Source of activity data	Emission factor/Mass balance coefficient	Source of activity data	GHG emission (tCO ₂ e)
	Purchased raw material	Passive electronic component	Goods, services and capital goods: <input type="checkbox"/> Supplier-specific method <input type="checkbox"/> Hybrid method <input checked="" type="checkbox"/> Average-data method <input type="checkbox"/> Spend-based method <input type="checkbox"/> Not applicable	140676.87	kg	Raw material acquisition record	63.7453 kgCO ₂ e/kg	Ecoinvent 3.10 database	8967.4962
	Purchased raw material	Solder material	<input type="checkbox"/> Hybrid method <input checked="" type="checkbox"/> Average-data method <input type="checkbox"/> Spend-based method <input type="checkbox"/> Not applicable	59600.00	kg	Raw material acquisition record	28.8498 kgCO ₂ e/kg	Ecoinvent 3.10 database	1719.4494



Emission categories	Emission source	Facilities or process	Accounting method	Activity data	Unit	Source of activity data	Emission factor/Mass balance coefficient	Source of activity data	GHG emission (tCO ₂ e)
	Purchased raw material	Rubber	Goods, services and capital goods: <input type="checkbox"/> Supplier-specific method <input type="checkbox"/> Hybrid method <input checked="" type="checkbox"/> Average-data method <input type="checkbox"/> Spend-based method <input type="checkbox"/> Not applicable	60.00	kg	Raw material acquisition record	3.4168 kgCO ₂ e/kg	Ecoinvent 3.10 database	0.2050
	Purchased raw material	Argon gas	Goods, services and capital goods: <input type="checkbox"/> Supplier-specific method <input type="checkbox"/> Hybrid method <input checked="" type="checkbox"/> Average-data method <input type="checkbox"/> Spend-based method <input type="checkbox"/> Not applicable	61776.93	kg	Raw material acquisition record	2.5263 kgCO ₂ e/kg	Ecoinvent 3.10 database	156.0685



Emission categories	Emission source	Facilities or process	Accounting method	Activity data	Unit	Source of activity data	Emission factor/Mass balance coefficient	Source of activity data	GHG emission (tCO ₂ e)
	Purchased raw material	Zinc oxide	Goods, services and capital goods: <input type="checkbox"/> Supplier-specific method <input type="checkbox"/> Hybrid method <input checked="" type="checkbox"/> Average-data method <input type="checkbox"/> Spend-based method <input type="checkbox"/> Not applicable	44826.56	kg	Raw material acquisition record	0.7497 kgCO ₂ e/kg	Ecoinvent 3.10 database	33.6051
	Purchased raw material	Oxygen gas	Goods, services and capital goods: <input type="checkbox"/> Supplier-specific method <input type="checkbox"/> Hybrid method <input checked="" type="checkbox"/> Average-data method <input type="checkbox"/> Spend-based method <input type="checkbox"/> Not applicable	136.00	kg	Raw material acquisition record	1.1268 kgCO ₂ e/kg	Ecoinvent 3.10 database	0.1532



Emission categories	Emission source	Facilities or process	Accounting method	Activity data	Unit	Source of activity data	Emission factor/Mass balance coefficient	Source of activity data	GHG emission (tCO ₂ e)
	Purchased raw material	Ethanol	Goods, services and capital goods: <input type="checkbox"/> Supplier-specific method <input type="checkbox"/> Hybrid method <input checked="" type="checkbox"/> Average-data method <input type="checkbox"/> Spend-based method <input type="checkbox"/> Not applicable	330.00	kg	Raw material acquisition record	0.7000 kgCO ₂ e/kg	Ecoinvent 3.10 database	0.2310
	Purchased raw material	Acetylene	Goods, services and capital goods: <input type="checkbox"/> Supplier-specific method <input type="checkbox"/> Hybrid method <input checked="" type="checkbox"/> Average-data method <input type="checkbox"/> Spend-based method <input type="checkbox"/> Not applicable	30.00	kg	Raw material acquisition record	2.5385 kgCO ₂ e/kg	Ecoinvent 3.10 database	0.0762



Emission categories	Emission source	Facilities or process	Accounting method	Activity data	Unit	Source of activity data	Emission factor/Mass balance coefficient	Source of activity data	GHG emission (tCO ₂ e)
	Purchased raw material	Isopropanol	Goods, services and capital goods: <input type="checkbox"/> Supplier-specific method <input type="checkbox"/> Hybrid method <input checked="" type="checkbox"/> Average-data method <input type="checkbox"/> Spend-based method <input type="checkbox"/> Not applicable	7240.00	kg	Raw material acquisition record	3.3103 kgCO ₂ e/kg	Ecoinvent 3.10 database	23.9667
	Purchased raw material	Toner ink	<input type="checkbox"/> Hybrid method <input checked="" type="checkbox"/> Average-data method <input type="checkbox"/> Spend-based method <input type="checkbox"/> Not applicable	225.45	kg	Raw material acquisition record	5.8351 kgCO ₂ e/kg	Ecoinvent 3.10 database	1.3155



Emission categories	Emission source	Facilities or process	Accounting method	Activity data	Unit	Source of activity data	Emission factor/Mass balance coefficient	Source of activity data	GHG emission (tCO ₂ e)
	Purchased raw material	Active electronic component	Goods, services and capital goods: <input type="checkbox"/> Supplier-specific method <input type="checkbox"/> Hybrid method <input checked="" type="checkbox"/> Average-data method <input type="checkbox"/> Spend-based method <input type="checkbox"/> Not applicable	1178.40	kg	Raw material acquisition record	1273.7223 kgCO ₂ e/kg	Ecoinvent 3.10 database	1500.9543
	Purchased raw material	Grease	<input type="checkbox"/> Hybrid method <input checked="" type="checkbox"/> Average-data method <input type="checkbox"/> Spend-based method <input type="checkbox"/> Not applicable	33085.00	kg	Raw material acquisition record	2.7555 kgCO ₂ e/kg	Ecoinvent 3.10 database	91.1655



Emission categories	Emission source	Facilities or process	Accounting method	Activity data	Unit	Source of activity data	Emission factor/Mass balance coefficient	Source of activity data	GHG emission (tCO ₂ e)
	Purchased raw material	Paper product	Goods, services and capital goods: <input type="checkbox"/> Supplier-specific method <input type="checkbox"/> Hybrid method <input checked="" type="checkbox"/> Average method <input type="checkbox"/> Specific method <input type="checkbox"/> Not specified	1.00	kg	Raw material	0.9620 kgCO ₂ e/kg	Ecoinvent 3.10 database	0.0010
	Purchased raw material	Bamboo product	[REDACTED]	[REDACTED]	[REDACTED]	[REDACTED]	[REDACTED]	[REDACTED]	[REDACTED]



Emission categories	Emission source	Facilities or process	Accounting method	Activity data	Unit	Source of activity data	Emission factor/Mass balance coefficient	Source of activity data	GHG emission (tCO ₂ e)
	Purchased raw material	Copper-plastic product	Goods, services and capital goods: <input type="checkbox"/> Supplier-specific method <input type="checkbox"/> Hybrid method <input checked="" type="checkbox"/> Average-data method <input type="checkbox"/> Spend-based method <input type="checkbox"/> Not applicable	670.00	kg	Raw material acquisition record	76.5347 kgCO ₂ e/kg	Ecoinvent 3.10 database	51.2782
	Purchased raw material	Anode copper material	Goods, services and capital goods: <input type="checkbox"/> Supplier-specific method <input type="checkbox"/> Hybrid method <input checked="" type="checkbox"/> Average-data method <input type="checkbox"/> Spend-based method <input type="checkbox"/> Not applicable	3195.78	kg	Raw material acquisition record	8.5576 kgCO ₂ e/kg	Ecoinvent 3.10 database	27.3481



Emission categories	Emission source	Facilities or process	Accounting method	Activity data	Unit	Source of activity data	Emission factor/Mass balance coefficient	Source of activity data	GHG emission (tCO ₂ e)
	Purchased raw material	Anode copper product	Goods, services and capital goods: <input type="checkbox"/> Supplier-specific method <input type="checkbox"/> Hybrid method <input checked="" type="checkbox"/> Average-data method <input type="checkbox"/> Spend-based method <input type="checkbox"/> Not applicable	1515352.60	kg	Raw material acquisition record	11.8994 kgCO ₂ e/kg	Ecoinvent 3.10 database	18031.7812
	Purchased raw material	Anode copper strip	Goods, services and capital goods: <input type="checkbox"/> Supplier-specific method <input type="checkbox"/> Hybrid method <input checked="" type="checkbox"/> Average-data method <input type="checkbox"/> Spend-based method <input type="checkbox"/> Not applicable	7163355.21	kg	Raw material acquisition record	9.1686 kgCO ₂ e/kg	Ecoinvent 3.10 database	65677.7334



Emission categories	Emission source	Facilities or process	Accounting method	Activity data	Unit	Source of activity data	Emission factor/Mass balance coefficient	Source of activity data	GHG emission (tCO ₂ e)
	Purchased raw material	Anode copper wire	Goods, services and capital goods: <input type="checkbox"/> Supplier-specific method <input type="checkbox"/> Hybrid method <input checked="" type="checkbox"/> Average-data method <input type="checkbox"/> Spend-based method <input type="checkbox"/> Not applicable	1862148.51	kg	Raw material acquisition record	9.3533 kgCO ₂ e/kg	Ecoinvent 3.10 database	17417.2752
	Purchased raw material	Aluminum-plastic product	Goods, services and capital goods: <input type="checkbox"/> Supplier-specific method <input type="checkbox"/> Hybrid method <input checked="" type="checkbox"/> Average-data method <input type="checkbox"/> Spend-based method <input type="checkbox"/> Not applicable	171076.14	kg	Raw material acquisition record	20.9062 kgCO ₂ e/kg	Ecoinvent 3.10 database	3576.5329



Emission categories	Emission source	Facilities or process	Accounting method	Activity data	Unit	Source of activity data	Emission factor/Mass balance coefficient	Source of activity data	GHG emission (tCO ₂ e)
	Purchased raw material	Indoor antenna	Goods, services and capital goods: <input type="checkbox"/> Supplier-specific method <input type="checkbox"/> Hybrid method <input checked="" type="checkbox"/> Average-data method <input type="checkbox"/> Spend-based method <input type="checkbox"/> Not applicable	28799.48	kg	Raw material acquisition record	5.4404 kgCO ₂ e/kg	Ecoinvent 3.10 database	156.6816
	Purchased raw material	Outdoor antenna	Goods, services and capital goods: <input type="checkbox"/> Supplier-specific method <input type="checkbox"/> Hybrid method <input checked="" type="checkbox"/> Average-data method <input type="checkbox"/> Spend-based method <input type="checkbox"/> Not applicable	6.88	kg	Raw material acquisition record	9.3122 kgCO ₂ e/kg	Ecoinvent 3.10 database	0.0640




Emission categories	Emission source	Facilities or process	Accounting method	Activity data	Unit	Source of activity data	Emission factor/Mass balance coefficient	Source of activity data	GHG emission (tCO ₂ e)
	Solid waste treatment	Cable treatment	Waste: <input type="checkbox"/> Supplier-specific method <input type="checkbox"/> Waste-type-specific method <input checked="" type="checkbox"/> Average method <input type="checkbox"/> Not applicable	305569.77	kg	2024 solid waste inventory record	0.9103 kgCO ₂ e/kg	Ecoinvent 3.10 database	278.1685
	Solid waste treatment	Steel recycle	Waste: <input type="checkbox"/> Supplier-specific method <input type="checkbox"/> Waste-type-specific method <input checked="" type="checkbox"/> Average method <input type="checkbox"/> Not applicable				kgCO ₂ e/kg	Ecoinvent 3.10 database	0.0000



Emission categories	Emission source	Facilities or process	Accounting method	Activity data	Unit	Source of activity data	Emission factor/Mass balance coefficient	Source of activity data	GHG emission (tCO ₂ e)
---------------------	-----------------	-----------------------	-------------------	---------------	------	-------------------------	--	-------------------------	-----------------------------------

	Solid waste treatment	Copper recycle	Waste: <input type="checkbox"/> Supplier-specific method <input type="checkbox"/> Waste-type-specific method <input checked="" type="checkbox"/> Average method <input type="checkbox"/> Not	460043.01	kg	2024 solid waste inventory re.g			
--	-----------------------	----------------	--	-----------	----	---------------------------------	--	--	--





Emission categories	Emission source	Facilities or process	Accounting method	Activity data	Unit	Source of activity data	Emission factor/Mass balance coefficient	Source of activity data	GHG emission (tCO ₂ e)
	Solid waste treatment	Equipment recycle	Waste: <input type="checkbox"/> Supplier-specific method <input type="checkbox"/> Waste-type-specific method <input checked="" type="checkbox"/> Average method <input type="checkbox"/> Not applicable	7340.00	kg	2024 solid waste inventory record	0.0000 kgCO ₂ e/kg	Ecoinvent 3.10 database	0.0000
	Solid waste treatment	Plastic recycle	Waste: <input type="checkbox"/> Supplier-specific method <input type="checkbox"/> Waste-type-specific method <input checked="" type="checkbox"/> Average method <input type="checkbox"/> Not applicable				gCO ₂ e/kg	Ecoinvent 3.10 database	0.0000



Emission categories	Emission source	Facilities or process	Accounting method	Activity data	Unit	Source of activity data	Emission factor/Mass balance coefficient	Source of activity data	GHG emission (tCO ₂ e)
	Solid waste treatment	Paper board recycle	Waste: <input type="checkbox"/> Supplier-specific method <input type="checkbox"/> Waste-type-specific method <input checked="" type="checkbox"/> Average method <input type="checkbox"/> Not applicable	51984.00	kg	2024 solid waste inventory record	0.0000 kgCO ₂ e/kg	Ecoinvent 3.10 database	0.0000
	Solid waste treatment	Wood recycle	Waste: <input type="checkbox"/> Supplier-specific method <input type="checkbox"/> Waste-type-specific method <input checked="" type="checkbox"/> Average method <input type="checkbox"/> Not applicable				gCO ₂ e/kg	Ecoinvent 3.10 database	0.0000




Emission categories	Emission source	Facilities or process	Accounting method	Activity data	Unit	Source of activity data	Emission factor/Mass balance coefficient	Source of activity data	GHG emission (tCO ₂ e)
	Hazardous waste treatment	Waste bucket treatment	Waste: <input type="checkbox"/> Supplier-specific method <input type="checkbox"/> Waste-type-specific method <input checked="" type="checkbox"/> Average method <input type="checkbox"/> Not applicable	3.95	t	2024 hazardous waste transfer joint order	2.5237 kgCO ₂ e/kg	Ecoinvent 3.10 database	9.9659
	Hazardous waste treatment	Saponified liquid treatment	Waste: <input type="checkbox"/> Supplier-specific method <input type="checkbox"/> Waste-type-specific method <input checked="" type="checkbox"/> Average method <input type="checkbox"/> Not applicable				kgCO ₂ e/kg	Ecoinvent 3.10 database	5.7539



Emission categories	Emission source	Facilities or process	Accounting method	Activity data	Unit	Source of activity data	Emission factor/Mass balance coefficient	Source of activity data	GHG emission (tCO ₂ e)
	Hazardous waste treatment	Waste grease treatment	Waste: <input type="checkbox"/> Supplier-specific method <input type="checkbox"/> Waste-type-specific method <input checked="" type="checkbox"/> Average method <input type="checkbox"/> Not applicable	2.14	t	2024 hazardous waste transfer joint order	2.5237 kgCO ₂ e/kg	Ecoinvent 3.10 database	5.4006
	Hazardous waste treatment	Waste activated carbon treatment	Waste: <input type="checkbox"/> Supplier-specific method <input type="checkbox"/> Waste-type-specific method <input checked="" type="checkbox"/> Average method <input type="checkbox"/> Not applicable				kgCO ₂ e/kg	Ecoinvent 3.10 database	11.2303



Emission categories	Emission source	Facilities or process	Accounting method	Activity data	Unit	Source of activity data	Emission factor/Mass balance coefficient	Source of activity data	GHG emission (tCO ₂ e)
	Wastewater treatment	Wastewater treatment	Waste: <input type="checkbox"/> Supplier-specific method <input type="checkbox"/> Waste-type-specific method <input checked="" type="checkbox"/> Average method <input type="checkbox"/> Not applicable	15232.73	m ³	Water balance schematic	0.2921 kgCO ₂ e/m ³	Ecoinvent 3.10 database	4.4493
	Diesel	Diesel upstream	Goods, services, capital goods <input type="checkbox"/> Supplier-specific method <input type="checkbox"/> Hybrid method <input checked="" type="checkbox"/> Average method <input type="checkbox"/> Spend-based method <input type="checkbox"/> Not applicable				kgCO ₂ e/kg	Ecoinvent 3.10 database	12.8027





Emission categories	Emission source	Facilities or process	Accounting method	Activity data	Unit	Source of activity data	Emission factor/Mass balance coefficient	Source of activity data	GHG emission (tCO ₂ e)
Category 5: indirect GHG emissions associated with the use of products from the organization	Product disposal	Waste ABS	Waste: <input type="checkbox"/> Supplier-specific method <input type="checkbox"/> Waste-type-specific method <input checked="" type="checkbox"/> Average method <input type="checkbox"/> Not applicable	640.00	kg	Raw material acquisition record	2.3799 kgCO ₂ e/kg	Ecoinvent 3.10 database	1.5232
	Product disposal	Waste PP	Waste: <input type="checkbox"/> Supplier-specific method <input type="checkbox"/> Waste-type-specific method <input checked="" type="checkbox"/> Average method <input type="checkbox"/> Not applicable				kgCO ₂ e/kg	Ecoinvent 3.10 database	144.4671



Emission categories	Emission source	Facilities or process	Accounting method	Activity data	Unit	Source of activity data	Emission factor/Mass balance coefficient	Source of activity data	GHG emission (tCO ₂ e)
	Product disposal	Waste rubber	Waste: <input type="checkbox"/> Supplier-specific method <input type="checkbox"/> Waste-type-specific method <input checked="" type="checkbox"/> Average method <input type="checkbox"/> Not applicable	30.00	kg	Raw material acquisition record	3.1577 kgCO ₂ e/kg	Ecoinvent 3.10 database	0.0947
	Product disposal	Other waste plastics	Waste: <input type="checkbox"/> Supplier-specific method <input type="checkbox"/> Waste-type-specific method <input checked="" type="checkbox"/> Average method <input type="checkbox"/> Not applicable				gCO ₂ e/kg	Ecoinvent 3.10 database	23669.4469



Emission categories	Emission source	Facilities or process	Accounting method	Activity data	Unit	Source of activity data	Emission factor/Mass balance coefficient	Source of activity data	GHG emission (tCO ₂ e)
	Product disposal	Waste electronic component	Waste: <input type="checkbox"/> Supplier-specific method <input type="checkbox"/> Waste-type-specific method <input checked="" type="checkbox"/> Average method <input type="checkbox"/> Not applicable	743444.20	kg	Raw material acquisition record	1.0655 kgCO ₂ e/kg	Ecoinvent 3.10 database	792.1635
	Product disposal	Waste wood	Waste: <input type="checkbox"/> Supplier-specific method <input type="checkbox"/> Waste-type-specific method <input checked="" type="checkbox"/> Average method <input type="checkbox"/> Not applicable				kgCO ₂ e/kg	Ecoinvent 3.10 database	34.6067



Emission categories	Emission source	Facilities or process	Accounting method	Activity data	Unit	Source of activity data	Emission factor/Mass balance coefficient	Source of activity data	GHG emission (tCO ₂ e)
	Product disposal	Waste paper	Waste: <input type="checkbox"/> Supplier-specific method <input type="checkbox"/> Waste-type-specific method <input checked="" type="checkbox"/> Average method <input type="checkbox"/> Not applicable	695172.90	kg	Raw material acquisition record	0.0335 kgCO ₂ e/kg	Ecoinvent 3.10 database	23.2878
	Product disposal	Waste cable	Waste: <input type="checkbox"/> Supplier-specific method <input type="checkbox"/> Waste-type-specific method <input checked="" type="checkbox"/> Average method <input type="checkbox"/> Not applicable				kgCO ₂ e/kg	Ecoinvent 3.10 database	9308.2946




Emission categories	Emission source	Facilities or process	Accounting method	Activity data	Unit	Source of activity data	Emission factor/Mass balance coefficient	Source of activity data	GHG emission (tCO ₂ e)
	Product disposal	Waste steel	Waste: <input type="checkbox"/> Supplier-specific method <input type="checkbox"/> Waste-type-specific method <input checked="" type="checkbox"/> Average method <input type="checkbox"/> Not applicable	1802998.94	kg	Raw material acquisition record	0.0186 kgCO ₂ e/kg	Ecoinvent 3.10 database	33.5421
	Product disposal	Waste aluminum	Waste: <input type="checkbox"/> Supplier-specific method <input type="checkbox"/> Waste-type-specific method <input checked="" type="checkbox"/> Average method <input type="checkbox"/> Not applicable				kgCO ₂ e/kg	Ecoinvent 3.10 database	13.4936



Emission categories	Emission source	Facilities or process	Accounting method	Activity data	Unit	Source of activity data	Emission factor/Mass balance coefficient	Source of activity data	GHG emission (tCO ₂ e)
	Product disposal	Waste copper	Waste: <input type="checkbox"/> Supplier-specific method <input type="checkbox"/> Waste-type-specific method <input checked="" type="checkbox"/> Average method <input type="checkbox"/> Not applicable	4709416.66	kg	Raw material acquisition record	0.0234 kgCO ₂ e/kg	Ecoinvent 3.10 database	110.1286
	Product disposal	Other waste metal	Waste: <input type="checkbox"/> Supplier-specific method <input type="checkbox"/> Waste-type-specific method <input checked="" type="checkbox"/> Average method <input type="checkbox"/> Not applicable				gCO ₂ e/kg	Ecoinvent 3.10 database	11.1524



Emission categories	Emission source	Facilities or process	Accounting method	Activity data	Unit	Source of activity data	Emission factor/Mass balance coefficient	Source of activity data	GHG emission (tCO ₂ e)
	Product disposal	Metal-plastic mixed waste	Waste: <input type="checkbox"/> Supplier-specific method <input type="checkbox"/> Waste-type-specific method <input checked="" type="checkbox"/> Average method <input type="checkbox"/> Not applicable	1197705.98	kg	Raw material acquisition record	0.5189 kgCO ₂ e/kg	Ecoinvent 3.10 database	621.5466
	Product disposal	Other waste	Waste: <input type="checkbox"/> Supplier-specific method <input type="checkbox"/> Waste-type-specific method <input checked="" type="checkbox"/> Average method <input type="checkbox"/> Not applicable				kgCO ₂ e/kg	Ecoinvent 3.10 database	122.4228



Global warming potential

The global warming potentials of direct and indirect greenhouse gases emitted by the enterprise were taken from the IPCC sixth assessment report, which meet the requirements of the guidelines. The specific values are as follows:

Gas name	Types of greenhouse gases involved in the verification process	Global warming potential
Carbon dioxide	CO ₂	1
Methane	CH ₄	27.9
Nitrous oxide	N ₂ O	273





Anthropogenic biogenic CO₂ emissions	0.0000	0.0000	0.0000	0.0000	0.0000	0.0000	0.0000
Anthropogenic biogenic other GHG emissions	64.8893	0.0000	0.0000	0.0000	0.0000	0.0000	64.8893
Total	195.3576	7483.0827	23451.2019	432536.2641	35545.1321	0.0000	499211.0385

GHG emission analysis	
Analysis of emissions of different categories of emission sources	<p>- Among the emission categories, anode copper strip is the largest emission category, accounting for about 13.16%.</p> <p>To fulfil corporate social responsibility and reduce the organization's carbon emissions, it is recommended to find green supplier and sign.</p>
Analysis on emissions of different greenhouse gas emission categories	<p>largest emission</p> <p>mainly from</p> <p>mainly from</p>

Uncertainty analysis

The uncertainty assessment of data needs to consider three aspects: activity data category, emission factor grade and instrument calibration grade. The average value is calculated according to the assignment of activity data classification, emission factor grade and instrument calibration grade, and then multiplied by the percentage of each emission source, and then the overall uncertainty score is obtained by summing.

- 1) Activity data is divided into three categories according to the collection category, and assigned a score of 1, 3, and 6 respectively
- 2) Emission factor categories and grades are divided into six categories according to the source of collection, and assigned scores of 6, 5, 4, 3, 2 and 1 respectively. For details, see Table 3-8.
- 3) The calibration level of the instrument is assigned a score of 6, 3 and 1 according to the calibration situation.
- 4) The data level is divided into five levels, the higher the level, the better the data quality







No.	Emission categories	Facilities	Activity data categories	Emission factor categories	Instrument calibration categories	Average score	Total emission (tCO ₂ e)	Emission proportion	Weighted average score
14	Employee commuting vehicle	Outsourcing vehicle	1	1	3	1.67	162.0829	0.03%	0.0005
15	Employee commuting electric vehicle	Outsourcing electric vehicle	1	1	3	1.67	68.6778	0.01%	0.0002
16	Employee commuting electric bike	Outsourcing electric	1	1	3	1.67	6.5222	0.00%	0.0000
17	Employee taxi traveling							0.00%	0.0000
18	Employee plane traveling							0.00%	0.0001
19	Employee rail traveling	Rail traveling	3	1	3	2.33	0.000012	0.00%	0.0000
20	Employee subway traveling	Subway traveling	3	1	3	2.33	0.000012	0.00%	0.0000
21	Employee bus traveling	Bus traveling	3	1	3	2.33	0.0324	0.00%	0.0000
22	Upstream material transportation	Upstream material road transportation <3.5t	3	1	3	2.33	1393.3173	0.28%	0.0065



No.	Emission Categories	Facilities	Activity
-----	---------------------	------------	----------







No.	Emission categories	Facilities	Activity data categories	Emission factor categories	Instrument calibration categories	Average score	Total emission (tCO ₂ e)	Emission proportion	Weighted average score
53	Purchased raw material	PET product	3	1	3	2.33	364.9446	0.07%	0.0017
54	Purchased raw material	PE film	3	1	3	2.33	540.4540	0.11%	0.0025
55	Purchased raw material	PFA material	3	1	3	2.33	17.8742	0.00%	0.0001
56	Purchased raw material							0.07%	0.0250
57	Purchased raw material							0.07%	0.0017
58	Purchased raw material							0.00%	0.0000
59	Purchased raw material	PI product	3	1	3	2.33	210.6151	0.04%	0.0010
60	Purchased raw material	PTFE material	3	1	3	2.33	21718.6158	4.35%	0.1014
61	Purchased raw material	PTFE product	3	1	3	2.33	98.2954	0.02%	0.0005
62	Purchased raw material	PVC material	3	1	3	2.33	2121.0542	0.42%	0.0099
63	Purchased raw material	Propane	3	1	3	2.33	0.5913	0.00%	0.0000



No.	Emission categories	Facilities	Activity data categories	Emission factor categories	Instrument calibration categories	Average score	Total emission (tCO ₂ e)	Emission proportion	Weighted average score
64	Purchased raw material	Glass fiber material	3	1	3	2.33	9.0274	0.00%	0.0000
65	Purchased raw material	Stainless steel wire	3	1	3	2.33	10.0112	0.00%	0.0000
66	Purchased raw material	Stainless steel product	3	1	3	2.33	42951.1381	8.60%	0.2005
67	Purchased raw material							0.01%	0.0002
68	Purchased raw material							35%	0.1946
69	Purchased raw material							0.00%	0.0000
70	Purchased raw material	Galvanized steel strip	3	1	3	2.33	9321.1004	1.87%	0.0435
71	Purchased raw material	Galvanized steel wire	3	1	3	2.33	23.3664	0.00%	0.0001
72	Purchased raw material	Cable	3	1	3	2.33	64238.2961	12.87%	0.2998
73	Purchased raw material	Power supply	3	1	3	2.33	11.7295	0.00%	0.0001
74	Purchased raw material	Resistor	3	1	3	2.33	34.7923	0.01%	0.0002





No.	Emission categories	Facilities	Activity data categories	Emission factor categories	Instrument calibration categories	Average score	Total emission (tCO ₂ e)	Emission proportion	Weighted average score
75	Purchased raw material	Optical fiber	3	1	3	2.33	39.6629	0.01%	0.0002
76	Purchased raw material	Carbon dioxide	3	1	3	2.33	40.0224	0.01%	0.0002
77	Purchased raw material	Silicone product	3	1	3	2.33	0.7106	0.00%	0.0000
78	Purchased raw material							00%	0.0000
79	Purchased raw material							01%	0.0002
80	Purchased raw material							20%	0.0048
		Chemicals	3	1	3	2.33	7.7005	0.00%	0.0000
		Brass material	3	1	3	2.33	0.0163	0.00%	0.0000
		Brass product	3	1	3	2.33	6855.4566	1.37%	0.0320

No.	Emission Categories	Facilities	Activity
-----	---------------------	------------	----------





No.	Emission categories	Facilities	Activity data categories	Emission factor categories	Instrument calibration categories	Average score	Total emission (tCO ₂ e)	Emission proportion	Weighted average score
97	Purchased raw material	Wood product	3	1	3	2.33	0.0667	0.00%	0.0000
98	Purchased raw material	Titanium alloy product	3	1	3	2.33	439.1707	0.09%	0.0020
99	Purchased								





No.	Emission categories	Facilities	Activity data categories	Emission factor categories	Instrument calibration categories	Average score	Total emission (tCO ₂ e)	Emission proportion	Weighted average score
107	Purchased raw material	Passive electronic component	3	1	3	2.33	8967.4962	1.80%	0.0419
108	Purchased raw material	Solder material	3	1	3	2.33	1719.4494	0.34%	0.0080
109	Purchased raw material	Rubber	3	1	3	2.33	0.2050	0.00%	0.0000
110	Purchased raw material							0.03%	0.0007
111	Purchased raw material							0.01%	0.0002
112	Purchased raw material							0.00%	0.0000
113	Purchased raw material	Ethanol	3	1	3	2.33	0.2310	0.00%	0.0000
114	Purchased raw material	Acetylene	3	1	3	2.33	0.0762	0.00%	0.0000
115	Purchased raw material	Isopropanol	3	1	3	2.33	23.9667	0.00%	0.0001
116	Purchased raw material	Toner ink	3	1	3	2.33	1.3155	0.00%	0.0000
117	Purchased raw material	Active electronic component	3	1	3	2.33	1500.9543	0.30%	0.0070



No.	Emission categories	Facilities	Activity data categories	Emission factor categories	Instrument calibration categories	Average score	Total emission (tCO ₂ e)	Emission proportion	Weighted average score
118	Purchased raw material	Grease	3	1	3	2.33	91.1655	0.02%	0.0004
119	Purchased raw material	Paper product	3	1	3	2.33	0.0010	0.00%	0.0000
120	Purchased raw material	Bamboo product	3	1	3	2.33	64.4002	0.01%	0.0003
121	Purchased raw material	Copper	3	1	3	2.33	0.0002	0.01%	0.0002
122	Purchased raw material	Copper	3	1	3	2.33	0.0001	0.01%	0.0001
123	Purchased raw material	Copper	3	1	3	2.33	0.0842	61%	0.0842
124	Purchased raw material	Anode copper strip	3	1	3	2.33	65677.7334	13.16%	0.3066
125	Purchased raw material	Anode copper wire	3	1	3	2.33	17417.2752	3.49%	0.0813
126	Purchased raw material	Aluminum-plastic product	3	1	3	2.33	3576.5329	0.72%	0.0167
127	Purchased raw material	Indoor antenna	3	1	3	2.33	156.6816	0.03%	0.0007
128	Purchased raw material	Outdoor antenna	3	1	3	2.33	0.0640	0.00%	0.0000



No.	Emission categories	Facilities	Activity data categories	Emission factor categories	Instrument calibration categories	Average score	Total emission (tCO ₂ e)	Emission proportion	Weighted average score
140	Hazardous waste treatment	Waste activated carbon treatment	3	1	3	2.33	11.2303	0.00%	0.0001
141	Wastewater treatment	Wastewater treatment	3	1	3	2.33	4.4493	0.00%	0.0000
142	Diesel	Diesel upstream	3	1	3	2.33	12.8027	0.00%	0.0001
143	Imported electricity	Electricity upstream production	3	2	3	2.67	1374.5736	0.28%	0.0074
144	Imported electricity	Electricity transmission and distribution loss	3	2	3	2.67	462.5893	0.09%	0.0025
		Photovoltaic electricity	3	2	3	2.67	203.6972	0.04%	0.0011
146	Product disposal	Waste ABS	3	1	3	2.33	1.5232	0.00%	0.0000
147	Product disposal	Waste PP	3	1	3	2.33	144.4671	0.03%	0.0007
148	Product disposal	Waste rubber	3	1	3	2.33	0.0947	0.00%	0.0000
149	Product disposal	Other waste plastics	3	1	3	2.33	23669.4469	4.74%	0.1105
150	Product disposal	Waste electronic component	3	1	3	2.33	792.1635	0.16%	0.0037
151	Product disposal	Waste wood	3	1	3	2.33	34.6067	0.01%	0.0002



No.	Emission categories	Facilities	Activity data categories	Emission factor categories	Instrument calibration categories	Average score	Total emission (tCO ₂ e)	Emission proportion	Weighted average score
152	Product disposal	Waste paper	3	1	3	2.33	23.2878	0.00%	0.0001
153	Product disposal	Waste cable	3	1	3	2.33	9308.2946	1.86%	0.0434
154	Product disposal	Waste steel	3	1	3	2.33	33.5421	0.01%	0.0002
155	Product disposal	Waste aluminum	3	1	3	2.33	13.4936	0.00%	0.0001
156	Product disposal	Waste copper	3	1	3	2.33	110.1286	0.02%	0.0005
157	Product disposal	Other waste metal	3	1	3	2.33	11.1524	0.00%	0.0001
158	Product disposal	Metal-plastic mixed waste	3	1	3	2.33	621.5466	0.12%	0.0029
159	Product disposal	Other waste	3	1	3	2.33	122.4228	0.02%	0.0006
160	Product disposal transportation	Waste transportation	3	1	3	2.33	658.9617	0.13%	0.0031
	Total	/	/	/	/	/	499211.0385	100.00%	2.3233
Weighted total									2.32
Weighted level									4



uncertainty analysis	<ul style="list-style-type: none"> - Three factors, namely activity level data, emission factor and correction level, were evaluated. - Activity level data with low accuracy level include employee commuting, septic tank and other data. The responsible party should obtain activity level data by measured method as far as possible to improve data accuracy under the condition of technical feasibility and reasonable cost. - The lower level of accuracy of emission factor data is the data from purchased raw material, solid waste treatment, upstream & downstream material transportation, product disposal and other data. It is suggested that the responsible party adopt the detection method for characteristic emission factors to obtain a higher level of data accuracy. - Responsible parties are advised to incorporate calibration of monitoring equipment involving carbon activity level data
-----------------------------	---

Material discrepancy


After verification, the total greenhouse gas emissions of the responsible party at the organizational level in 2024-01-01~2024-12-31 were 499211.0385 tCO₂e, and the emissions reported by the greenhouse gas inventory were 499211.0385 tCO₂e. Therefore, the material deviation claimed by the responsible party is within the material threshold of verification.

3.3. Assessment of changes from prior period

The reporting boundary in 2023 from the responsible party is category 1 and category 2, and the organizational boundary in 2023 from the responsible party is No 105 Qixin Road, Economic & Technological Development Zone, Nantong, Jiangsu Province, PEOPLE'S REPUBLIC OF CHINA. The reporting boundary in 2024 from the responsible party is category 1-6, and the organizational boundary in 2024 from the responsible party is No 105 Qixin Road, Economic & Technological Development Zone, Nantong, Jiangsu Province, PEOPLE'S REPUBLIC OF CHINA, No 1 Tianchi Road, Hekou Town, Rudong, Nantong, Jiangsu Province, PEOPLE'S REPUBLIC OF CHINA, Second Floor of Office Building 3, Zhongtian Industrial Park, Hekou Town, Rudong, Nantong, Jiangsu Province, PEOPLE'S REPUBLIC OF CHINA. As both the reporting boundary and organizational boundary were changed in 2024, the base year was adjusted to 2024-01-01~2024-12-31.

4. References

- 1) ISO 14064-1:2018 *Greenhouse gases — Part 1: Specification with guidance at the organization level for quantification and reporting of greenhouse gas emissions and removals*
- 2)



Verification team qualifications:

Team leader Johny Wang:



